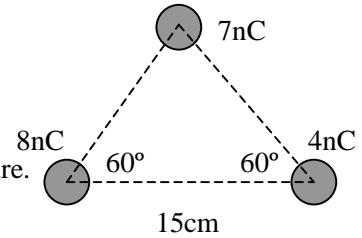


Please do all problems, and show your work clearly. Credit will not be given for answers with no work shown. Partial credit will be given. Note: in some or all of these problems, you will need the electromagnetic constant $k=9 \times 10^9 \text{Nm}^2/\text{C}^2=1/(4\pi\epsilon_0)$. Please read the problems first, you don't have to do them in any particular order.

Problem 1 (20 points). A charge of 4nC ("n" $\equiv 10^{-9}$) is moved from infinity to a point 15cm away from a charge of 8nC .

- Calculate the potential energy needed to do this.
- Calculate the voltage at a point that forms an equilateral triangle as in the figure.
- How much potential energy is needed to move a 7nC charge from infinity to that point (the top of the equilateral triangle as in the figure)?



- The voltage at a point 15cm away from the 8nC charge is given by:

$$V = \frac{kQ}{r} = \frac{9 \times 10^9 \cdot 8 \times 10^{-9}}{0.15} = 480 \text{Volts}$$

where we take the reference voltage to be $V(\infty)=0$

The potential energy needed to move a 4nC charge to that position from infinity is given by the product of the charge and the voltage: $U = qV = 4 \times 10^{-9} \cdot 480 = 1.92 \times 10^{-6} \text{J}$

- The point at the top of the equilateral triangle is also 15cm away from both the 8nC and the 4nC charge. The voltage at that point is just the sum of the voltage due to each charge, which

is given by $V_1 = \frac{kQ}{r} = \frac{9 \times 10^9 \cdot 8 \times 10^{-9}}{0.15} = 480 \text{Volts}$ from the 8nC charge and

$$V_2 = \frac{kQ}{r} = \frac{9 \times 10^9 \cdot 4 \times 10^{-9}}{0.15} = 240 \text{Volts}$$

from the 4nC charge, or $V_{\text{total}} = V_1 + V_2 = 720 \text{Volts}$

- The potential energy needed to move a 7nC charge to that point is again the product

$$U = qV = 7 \times 10^{-9} \cdot 720 = 5.04 \times 10^{-6} \text{J}$$

Problem 2 (20 points). On a clear sunny day, it's a fact that close to the surface of the earth, a constant vertical electric field of about 130N/C points down over the flat ground. This field is actually due to the charging of the earth from lightning and other natural phenomenon. Calculate

- The surface charge density on the ground for these conditions,
- The potential difference between the ground and a point 1m above the ground.

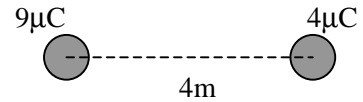
- the constant electric field is generated by the surface charge density on the ground, and is given by $E = \sigma / 2\epsilon_0 = 130 \text{N/C}$. solve for

$$\sigma = 2 \epsilon_0 E = 2 \cdot 8.85 \times 10^{-12} \text{C}^2/\text{Nm}^2 \cdot 130 \text{N/C} = 2.3 \times 10^{-9} \text{C}/\text{m}^2$$

- the relationship between a constant electric field and the potential difference across a distance Δx is given by $\Delta V = E \Delta x$. this gives $\Delta V = 130 \text{V}/\text{m} \cdot 1 \text{m} = 130 \text{V}$. note that voltage decreases in the direction of the electric field (remember the positive point charge has an electric field which points away from the charge, and a potential that decreases from infinity at $r=0$ to zero at $r=\text{infinity}$). Since the field points down, then the voltage decreases from 130V at 1m to 0volts at the ground.

Problem 3 (20 points). In the figure, 2 charges of $9\mu\text{C}$ and $4\mu\text{C}$ are placed a distance 4m apart.

- a) Calculate the magnitude and direction of the force on a positive $5\mu\text{C}$ charge at the midpoint between the two charges.
 b) Is there a position somewhere between the two charges where the force on the $5\mu\text{C}$ charge is 0? If so, calculate it.



a) the force on one charge due to another is given by $\vec{F}_{12} = \frac{kQ_1Q_2}{r^2} \hat{r}$. midway between the 2 charges, the $5\mu\text{C}$ charge will be 2m away from both. the force from the $4\mu\text{C}$ charge will be towards the left, and the force from the $9\mu\text{C}$ charge will towards the right, but since the $5\mu\text{C}$ charge is the same distance from each, the force due to the $9\mu\text{C}$ charge will dominate and so the net force will be to the right. the value of the force will be given by the difference between the 2 forces since these forces point in opposite directions, and is

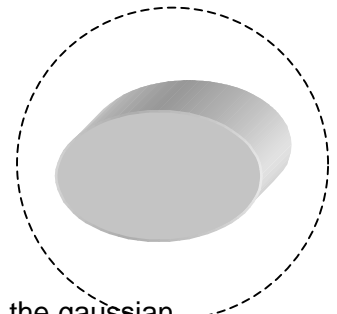
$$F = \frac{9 \times 10^9 \text{ Nm}^2/\text{C}^2 \cdot 5 \times 10^{-6} \text{ C}}{2\text{m}^2} \cdot (9 \times 10^{-6} \text{ C} - 4 \times 10^{-6} \text{ C}) = 0.056 \text{ N}$$

b) let the variable x measure the distance from the $4\mu\text{C}$ charge. then the net force on the $5\mu\text{C}$ charge will be given by $F = \frac{k \cdot 5\mu\text{C} \cdot 9\mu\text{C}}{(4-x)^2} - \frac{k \cdot 5\mu\text{C} \cdot 4\mu\text{C}}{x^2} = 0$. solving for x gives $\frac{9}{(4-x)^2} - \frac{4}{x^2} = 0$ or $\frac{4-x}{3} = \pm \frac{x}{2}$ after inverting, which gives $x = (-8\text{m}, 8/5\text{m})$. since we are only interested in the solution between, the answer is $x = 8/5\text{m}$.

Problem 4 (20 points). The figure shows a hollow conducting shell.

A total charge of 10nC is dumped onto the conductor surface.

- a) For an arbitrary circular surface (dotted circle) centered at the object, calculate the total flux of electric field lines through the surface.
 b) If the potential on the face of the surface facing you is measured to be 10V , calculate the potential on the opposite face, and the potential on the curved side.
 c) For the same surface potential as in part b), calculate the potential inside the shell.
 d) For the same surface potential as in part b), calculate the electric field inside the shell.



a) the electric flux is defined as the integral of all the electric field lines through the gaussian surface, and by gauss' law:

$$\Phi_E \equiv \oint_S \vec{E} \cdot d\vec{A} = \frac{Q_{inside}}{\epsilon_0} = 4\pi k Q_{inside} = 4\pi \cdot 9 \times 10^9 \text{ Nm}^2/\text{C}^2 \cdot 10 \times 10^{-9} \text{ C} = 1130.97 \text{ Weber}$$

- b) since it is a conductor, and since a conductor maintains an equipotential surface, the potential is the same on all faces of the figure: 10V
 c) since it is a conductor, the potential inside is constant and equal to the potential at the surface, 10V
 d) also since it is a conductor, there is no net electric field inside. you can also see this by gauss' law.

Problem 5 (20 points). Find the equivalent capacitance of the circuit in the figure below.

the $4\mu\text{F}$ capacitor on the right is in series with the $3\mu\text{F}$ capacitor on the bottom, and they form an equivalent capacitance given by $\frac{1}{C'_{eq}} = \frac{1}{3} + \frac{1}{4} = \frac{7}{12}$ which gives $C'_{eq} = 12/7 \text{ mF}$. this capacitor is now

in parallel with the $2\mu\text{F}$ capacitor, which gives an equivalent capacitance

$C''_{eq} = 12/7 + 2 = 26/7 \text{ mF}$ and that capacitor is in series with the $1\mu\text{F}$ capacitor, which gives an

overall equivalent capacitance of $\frac{1}{C_{eq}} = \frac{1}{1} + \frac{7}{26} = \frac{33}{26}$ or $C_{eq} = 26/33 \text{ mF} = 0.79 \text{ mF}$

